



Toolkit for Adagio

The Toolkit for Adagio is a collection of utilities essential for Adagio users who wish to maintain their data in an orderly fashion.

During the normal course of business, accounting data can become cluttered, unwieldy, and less user-friendly. Customer and vendor numbers can be accidentally repeated, company consolidations can wreak havoc with a chart of accounts, and inventory item lists can become long, repetitive, and less relevant. The following functions are all included in this toolkit:

Adagio Ledger

- Account/Department Code Changer
- Open Batch Changer
- Edit Posted Transactions

Adagio Receivables

- Customer Number Changer
- Contact/ShipTo/Salesperson/Territory Changer
- Re-calculate Customer Statistics
- Edit Customer Transactions

Adagio Payables

- Vendor Number Changer
- Re-calculate Vendor Statistics
- Edit Vendor Transactions

Adagio Invoices

- Item Code/Salesperson Changer

Adagio OrderEntry

- ShipTo Code/Salesperson Changer

Adagio Inventory

- Item Code Changer
- Item Format Changer
- Category Code Changer
- Location Code Changer
- Unit Of Measure Changer
- Re-calculate Item Sales History
- Clear Item Quantity & Costs
- Delete Items
- Price List Changer

Purchase Orders For Adagio

- Sundry Item Changer
- Document Format Changer
- Sundry Vendor Changer
- Ship/Bill To Changer

Adagio JobCost

- Job/Phase/Category Code Changer

All Adagio Modules

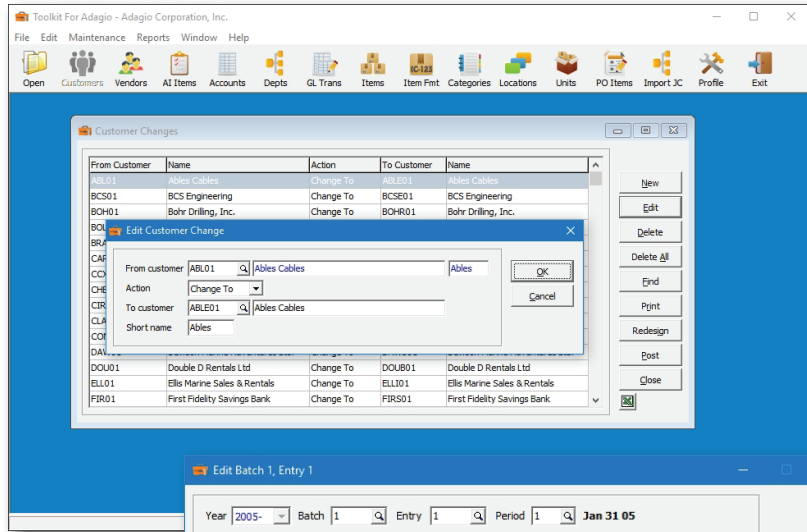
- Home Currency Code Changer

Key features include:

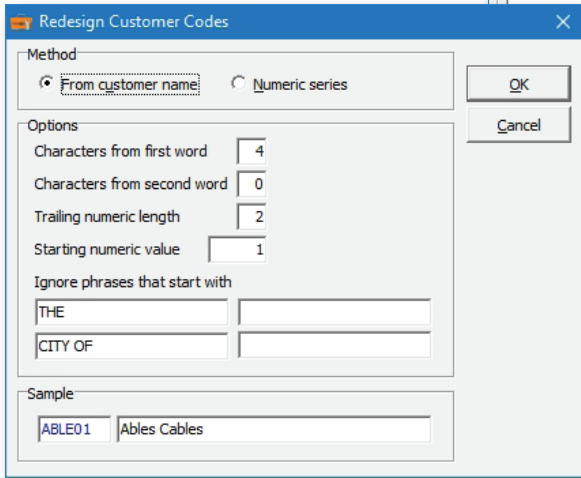
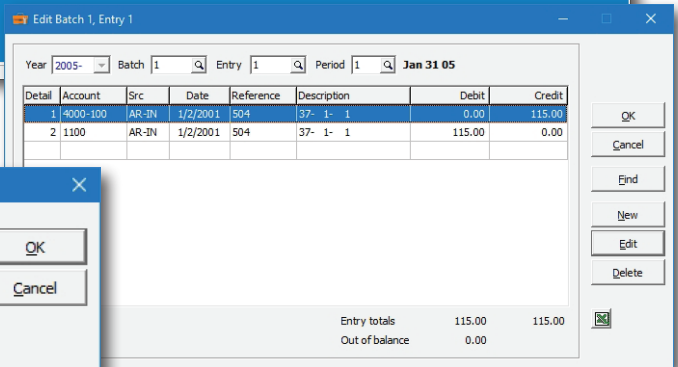
- Allows changes to all of your customer and vendor codes to a new format.
- Performs 'Change To', 'Combine Into' and 'Copy To' functions. When codes are combined, all associated data is combined, including statistics, posted transactions, outstanding balances, quantity, costs and notes.
- Cross-reference new codes with original codes by retaining the original codes. This may help ease the transition to the new codes.
- Multiple changes, combines and copies can be generated from one entry through the use of wildcards.
- A standard Adagio "look and feel" makes the Toolkit easy for any Adagio user to use.
- Automatic backup of your dataset prior to posting changes.
- An audit trail records all changes and can be printed in summary or detail.
- With the Item Format changer, you can change the number of segments, rearrange or resize segments. For example, you can change a single segmented item into a multi-segmented item or vice versa.
- Use the clear inventory function to reset inventory levels or create a secondary I/C database. Or, use it to clear and remove obsolete items, quantity and costs. Quantity on sales orders and purchase orders are preserved.
- Use the import function to prepare your changes in a spreadsheet and review them before importing them.

Future updates of the Toolkit will include functions that have been suggested by users and dealers.

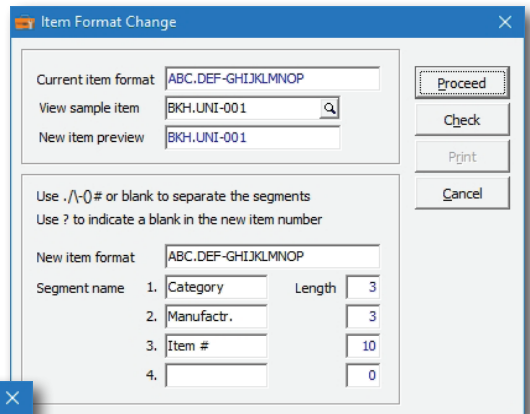
Change codes easily.



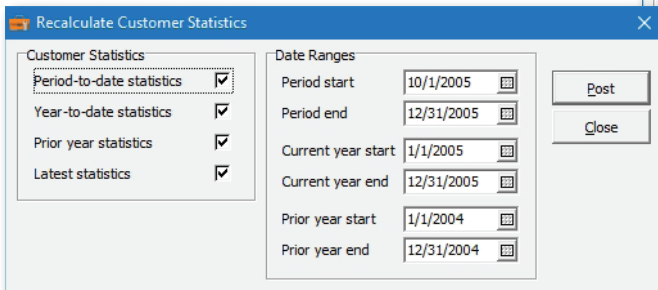
Edit posted transactions.



Redesign customer and vendor codes.



Maintain orderly inventory items.



Recalculate statistics.